




02/18 IL05013020Z

(AWA2528-2339)

MFD-TP12... MFD-TAP13...



 (en) **Electric current! Danger to life!**

Only skilled or instructed persons may carry out the following operations. The national regulations/specifications must be observed for the installation of the devices.

(de) **Lebensgefahr durch elektrischen Strom!**

Nur Elektrofachkräfte und elektrotechnisch unterwiesene Personen dürfen die im Folgenden beschriebenen Arbeiten ausführen. Die Stromversorgungsgeräte sind Einbaugeräte. Beachten Sie für die Installation der Geräte die länderspezifischen Vorschriften.

(fr) **Tension électrique dangereuse !**

Seules les personnes qualifiées et averties doivent exécuter les travaux ci-après. Les blocs d'alimentation sont des appareils faisant partie intégrante d'une installation. Veuillez respecter les normes de mise en œuvre spécifiques aux différents pays.

(es) **¡Corriente eléctrica! ¡Peligro de muerte!**

El trabajo a continuación descrito debe ser realizado por personas cualificadas y advertidas. Las fuentes de alimentación son aparatos de montaje. Para la instalación de los aparatos han de tenerse en cuenta las normativas/especificaciones a nivel local.

(it) **Tensione elettrica: Pericolo di morte!**

Solo persone abilitate e qualificate possono eseguire le operazioni di seguito riportate. Gli alimentatori sono unità per montaggio interno. Per l'installazione degli apparecchi è necessario rispettare le normative specifiche di ciascun paese.

HAZARDOUS LOCATION – CSA (Canadian Standards Association) Certification

This equipment is suitable for use in CLASS I, DIVISION 2, GROUPS A, B, C AND D

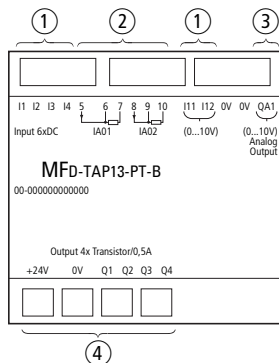
WARNING: "EXPLOSION HAZARD – DO NOT DISCONNECT WHILE CIRCUIT IS LIVE UNLESS AREA IS KNOWN TO BE NON-HAZARDOUS"

EMPLACEMENTS DANGEREUX – Certification CSA (Canadian Standards Association)

Cet équipement est acceptable pour utilisation dans les EEMPLACEMENTS DANGEREUX DE CLASSE I, DIVISION 2, GROUPES A, B, C ET D

AVERTISSEMENT : « RISQUE D'EXPLOSION. NE PAS DÉBRANCHER TANT QUE LE CIRCUIT EST SOUS TENSION, A MOINS QU'IL NE S'AGISSE D'UN EEMPLACEMENT NON DANGEREUX »

Front view – Frontansicht – Face avant – Vista de frente – Vista frontale



(en)

- ① Inputs
- ② Resistor sensor inputs
- ③ MFD-TAP...
Analogue output 0 to 10 V DC/12 bits
- ④ Outputs

(de)

- ① Eingänge
- ② Widerstandssensor Eingänge
- ③ MFD-TAP...
Analog-Ausgang 0 bis 10 V DC/12 Bit
- ④ Ausgänge

(fr)

- ① Entrées
- ② Entrées sondes
- ③ MFD-TAP...
Sortie analogique 0 à 10 V DC/12 bits
- ④ Sorties

(es)

- ① Entradas
- ② Entradas sensor de resistencia
- ③ MFD-TAP...
Salida analógica 0 hasta 10 V DC/12 bits
- ④ Salidas

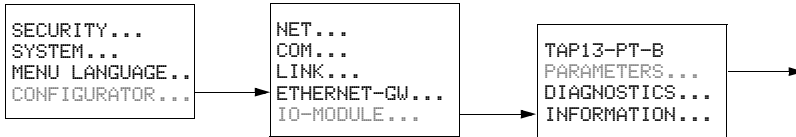
(it)

- ① Ingressi
- ② Ingressi sensore resistenza
- ③ MFD-TAP...
Uscita analogica da 0 a 10 V DC/12 bit
- ④ Uscite

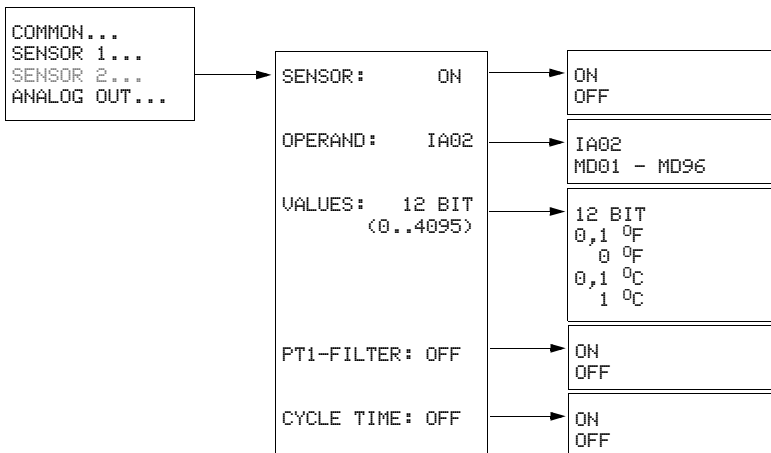
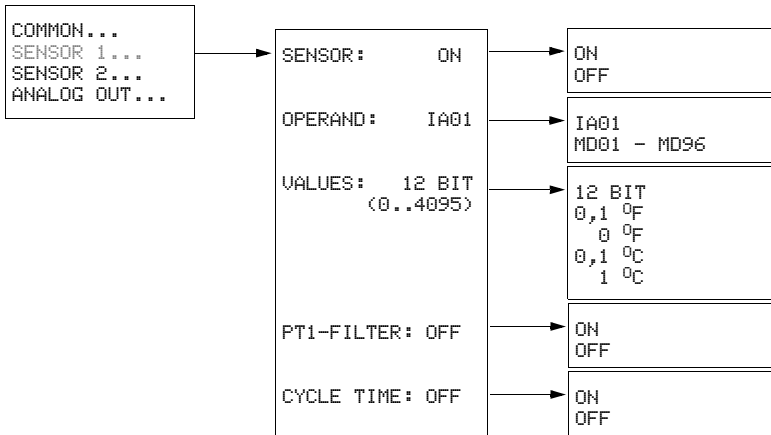
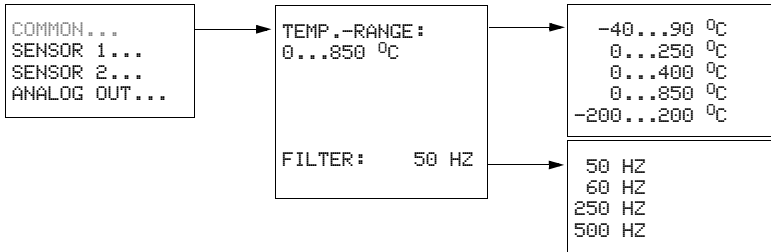
02/18 IL05013020Z

Menu guide/configuration – Menüführung/Konfiguration – Menus/configuration – Guía del menú/configuración – Guida menu/configurazione

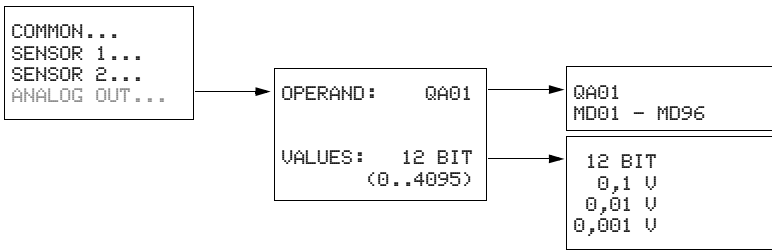
Configurator



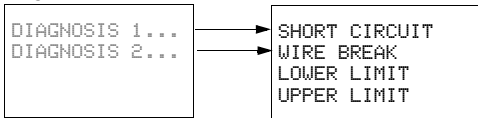
Parameters



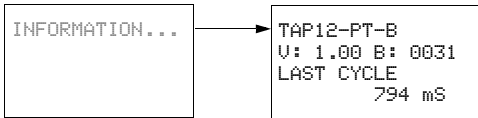
02/18 IL05013020Z



Diagnosis



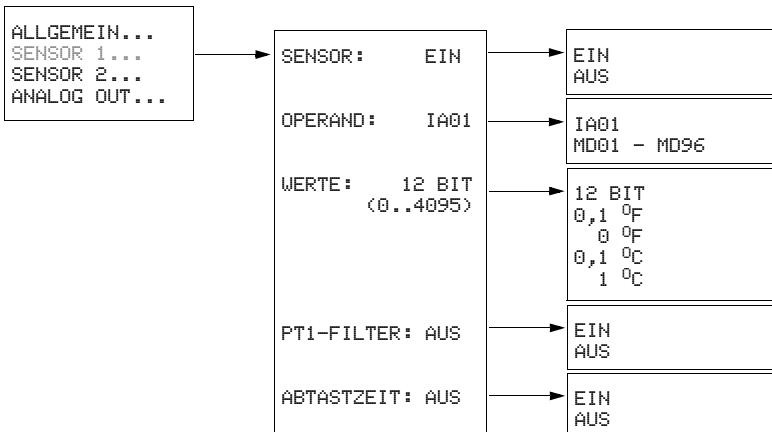
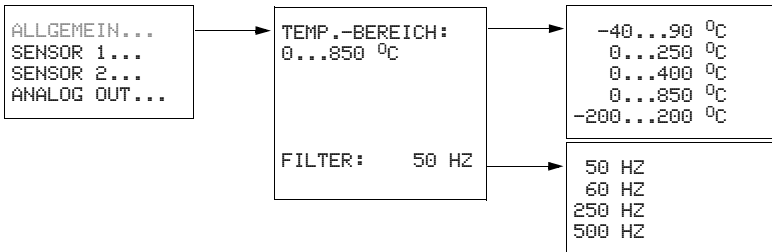
Information



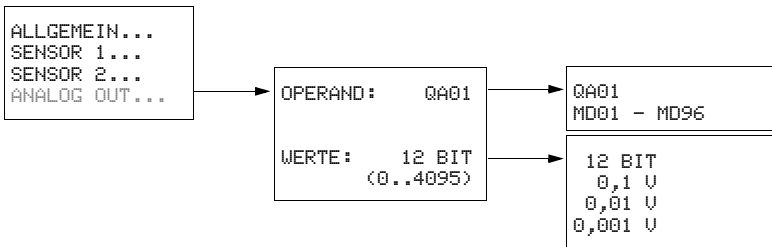
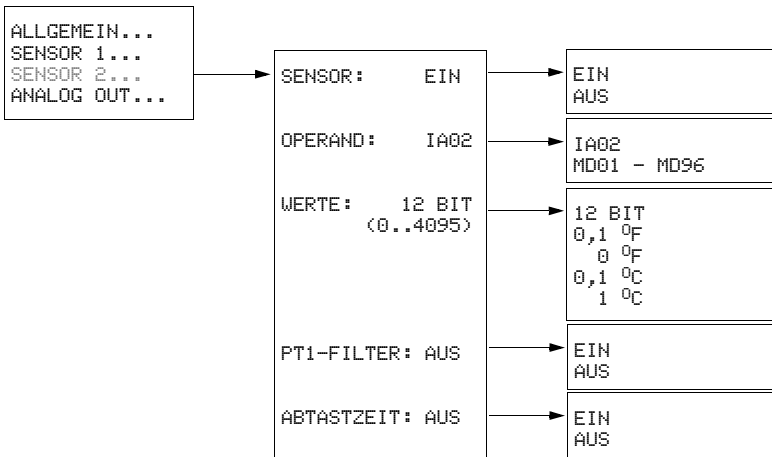
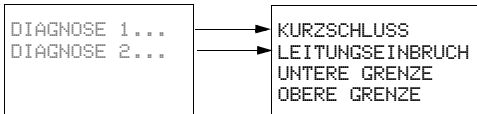
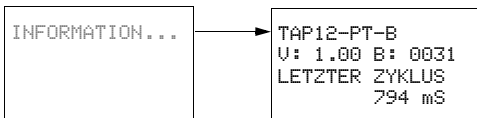
Konfigurator



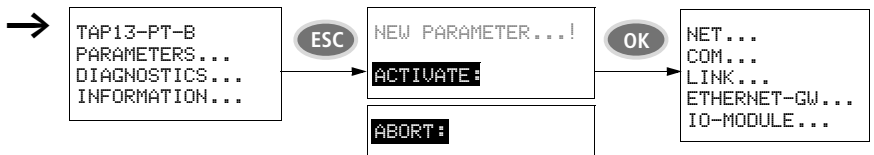
Parameter



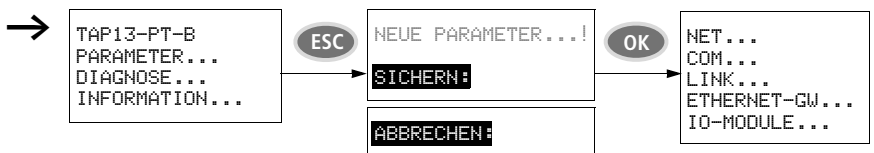
02/18 IL05013020Z

**Diagnose****Information**

en



de

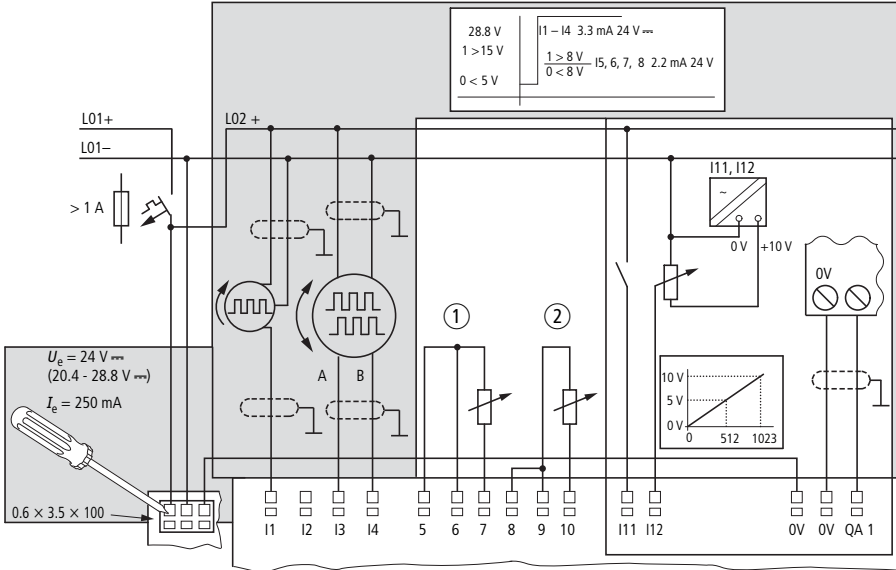


Standard connection – Standardanschluss – Raccordement standard – Conexión estándar – Collegamento standard

Digital inputs, analog inputs, analog output – Digital-Eingänge, Analog-Eingänge, Analog-Ausgang –
Entrées TOR, entrées analogiques, sortie analogique – Entradas digitales, entradas analógicas, salida analógica

Ingressi digitali, ingressi analogici, uscita analogica

MFD-T...-NI(PT)-...



① Three-conductor connection
Dreileiter-Anschluss
Raccordement trois fils
Conexión de tres conductores
Collegamento a tre conduttori

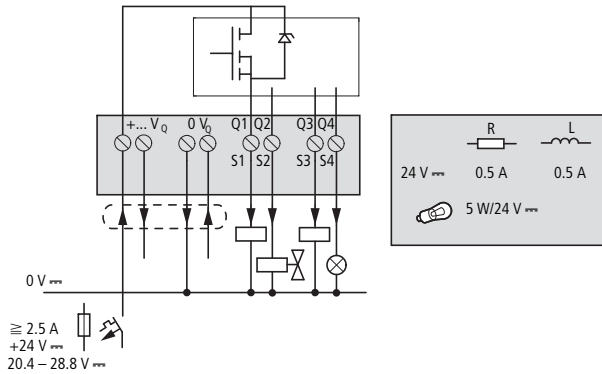
② Two-conductor connection
Zweileiter-Anschluss
Raccordement deux fils
Conexión de dos conductores
Collegamento a due conduttori

$Q_A = \text{MFD-TAP13-...}$

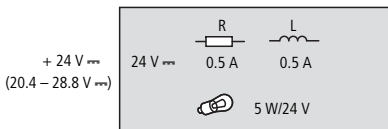
MFD-TAP13-PT-A	-40 °C ... +90 °C (-40 °F ... +194 °F)
MFD-TP12-PT-A	0 °C ... +250 °C (+32 °F ... +482 °F)
	0 °C ... +400 °C (+32 °F ... +752 °F)
MFD-TAP13-NI-A	0 °C ... +250 °C (+32 °F ... +482 °F)
MFD-TP12-NI-A	-40 °C ... +90 °C (-40 °F ... +194 °F)
MFD-TAP13-PT-B	0 °C ... +850 °C (32 °F ... +1562 °F)
MFD-TP12-PT-B	-200 °C ... +200 °C (-328 °F ... +392 °F)

02/18 IL05013020Z

MFD-T...

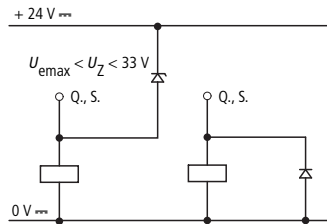


MFD-T..., EASY6..-DC..

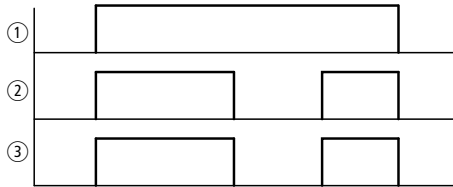


02/18 IL05013020Z

Protective circuit
 Schutzbeschaltung
 Circuit de protection
 Circuito de protección
 Circuito di protezione



Short-circuit detection
Kurzschlussauswertung
Analyse du court-circuit
Detección de cortocircuitos
Segnale di cortocircuito



①
 Power supply of the outputs
 Spannungsversorgung der Ausgänge
 Alimentation en tension des sorties
 Alimentación de tensión de las salidas
 Tensione di alimentazione delle uscite

②
 Short-circuit, overload, overtemperature
 Kurzschluss, Überlast, Übertemperatur
 Court-circuit, surcharge, échauffement
 Cortocircuito, sobrecarga, sobretemperatura
 Cortocircuito, sovraccarico, sovratempera-
 tura

③
 Fault detection
 Fehlererkennung
 Détection de défauts
 Detección de fallos
 Riconoscimento errori

I16 = Q1–Q4
 R16 = S1–S4
 R15 = S5–S8

02/18 IL05013020Z

